

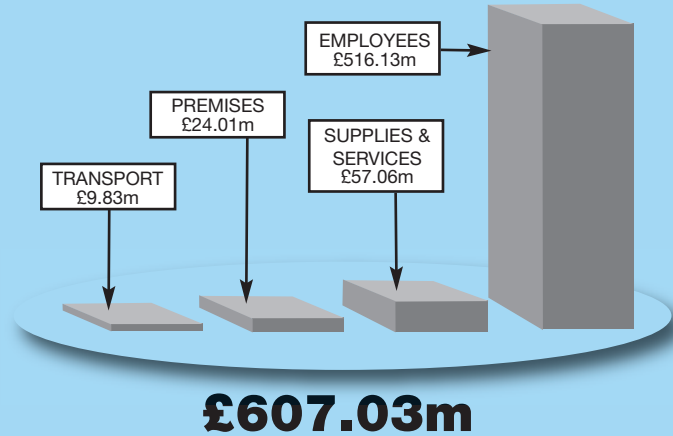


The tables below show how the net budget of the West Midlands Police and Crime Commissioner (£556.67m) is funded from Central Government, business ratepayers and the precept on council taxpayers. This is compared with the previous year (£546.48m) with the main changes shown separately below.

## How the money is spent

## Revenue Expenditure Budget 2013-14

	2013-14 £m	2012-13 £m
Employees	516.13	528.19
Premises	24.01	21.70
Transport	9.83	8.75
Supplies & services	57.06	63.99
Gross expenditure	607.03	622.63
Income	-50.24	-74.15
Police force net expenditure	<b>556.79</b>	<b>548.48</b>
Office for Policing and Crime	1.88	2.00
CSF Grant income	-6.97	0.00
CSF Grant expenditure	7.32	0.00
Total net expenditure	<b>559.02</b>	<b>550.48</b>
Use of reserves	-2.35	-4.00
Net budget requirement	<b>556.67</b>	<b>546.48</b>



## Where the money comes from

## How spending has changed

	2013-14 £m	2012-13 £m
Net budget requirement	556.67	546.48
Less:		
Police grant	-275.35	-252.90
Revenue support grant & non domestic rates	-199.45	-213.52
Council tax support grant	-16.98	0.00
Gross precept	<b>64.89</b>	<b>80.06</b>
Collection fund surplus	0.12	-0.10
Council tax requirement	<b>65.01</b>	<b>79.96</b>
Resident population	2,739,800	2,655,200

	£m
2012-13 net expenditure	<b>550.48</b>
Changes in treatment of government spending	18.31
Changes in police pay and conditions	5.61
Pay awards	4.00
Inflation and unavoidable costs	3.92
Budget savings	-22.00
Reduction in public holidays	-1.30
2013-14 Net Expenditure	<b>559.02</b>

## What you will pay for policing in West Midlands in 2013-14

## Spend on policing per head of population in 2013-14

COUNCIL TAX BAND	Yearly amount per property
A	£68.29
B	£79.67
C	£91.05
D	£102.43
E	£125.19
F	£147.95
G	£170.72
H	£204.87

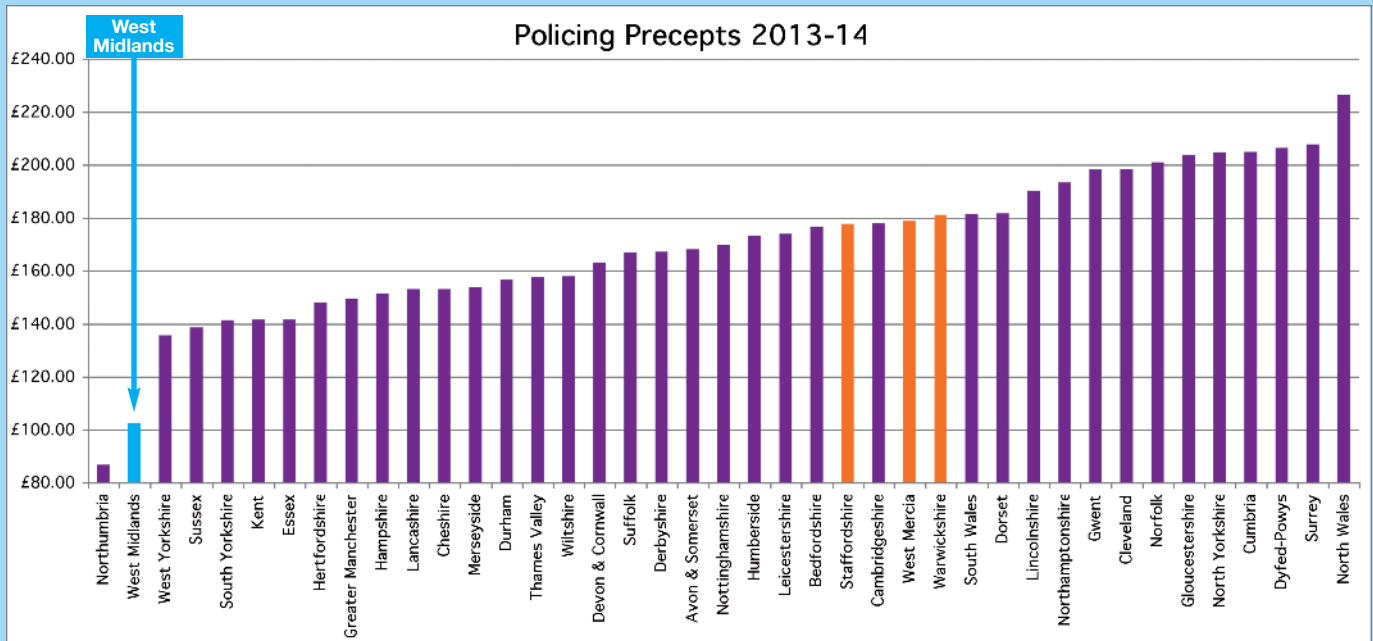
**COST**

Council tax	£23.73
Police grant	£100.50
Revenue support grant & non domestic rates	£72.80
Council tax support grant	£6.20

Equivalent to an average cost per person of **£203.22**

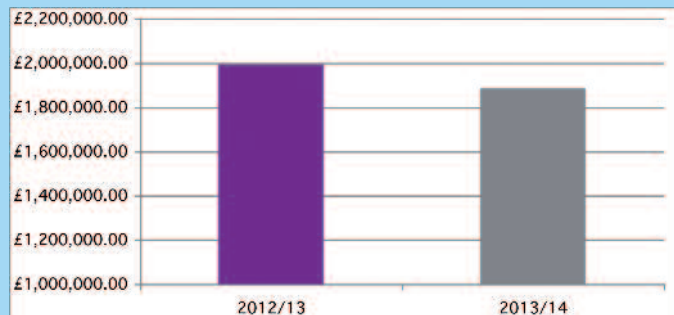
Any queries regarding this leaflet should be addressed to:  
The Chief Finance Officer, West Midlands Office for Policing and Crime, Lloyd House,  
Colmore Circus Queensway, Birmingham B4 6NQ

Tel: 0121 626 6060  
Email: [wmpcc@west-midlands.pnn.police.uk](mailto:wmpcc@west-midlands.pnn.police.uk)  
[www.westmidlands-pcc.gov.uk](http://www.westmidlands-pcc.gov.uk) @WestMidsPCC



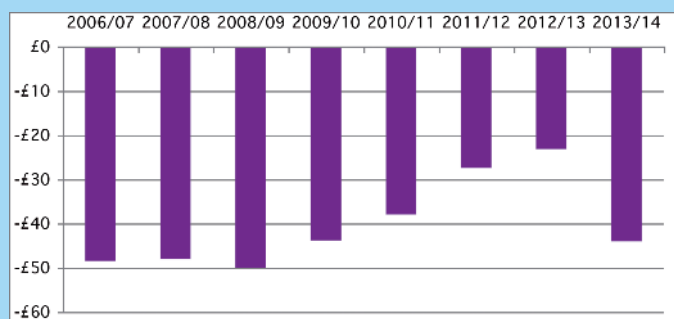
The cost of the precept in the West Midlands is the second lowest in the country. It can be seen in blue. The three highlighted columns offer comparisons with the three other neighbouring forces in the West Midlands region.

In 2013-2014, the cost of running the Police and Crime Commissioner's Office will be £110,000 **less** than it cost in 2012-2013.



### Unfair implementation of the funding formula

Over the last eight years, West Midlands Police has received £322 million less than the national funding formula says we need for policing in this area. Police and Crime Commissioner Bob Jones' Fair Deal for Policing Campaign seeks to lobby the government for a change to police funding.



Tel: 0121 626 6060

Email: [wmpcc@west-midlands.pnn.police.uk](mailto:wmpcc@west-midlands.pnn.police.uk)

[www.westmidlands-pcc.gov.uk](http://www.westmidlands-pcc.gov.uk)  @WestMidsPCC