



STRATEGIC POLICING AND CRIME BOARD 3rd October 2017

<h3>Road Safety; Roads Policing and Safer Travel Partnership</h3>

PURPOSE OF REPORT

1. This report is to provide an overview to the Strategic Policing and Crime Board of West Midlands Police activity and performance outcomes relating to Road safety and the transport network.

INTRODUCTION

2. West Midlands Police (WMP) continues to consider Road Safety and the Transport Network a key priority for preventing crime, protecting the public and helping those in need. The Chief Constable remains committed to supporting neighbourhood policing with the use of dedicated resource across our entire transport infrastructure, from airport policing to motorway policing, from Safer Travel to Collision Investigation.
3. In common with many other areas of policing, working with partners is providing opportunities to engage with and educate the public on all aspects of travel and road safety. Our approach to transport policing is changing and although there will always be enforcement activity, intervention and prevention is forming a key part of our strategies for both reducing crime on our transport infrastructure and improving safety on our roads.
4. Policing across transport services is evolving. It is likely that the functions described within this report will be more closely aligned or even integrated over the medium term. West Midlands Police recognises the importance of a safe and secure transport infrastructure to the regional economy and is committed to working with partners to deliver dedicated and specialised policing to educate and protect the public, however they choose to travel.
5. Headline KSI figures for West Midlands Police are reducing more serious injury collisions, including those involving fatalities. For Latest KSI Statistics please see Appendix 1.

ROADS POLICING

6. West Midlands Force Traffic Department has recently adopted a new process for co-ordinated activity between traffic officers and neighbourhood-based officers to focus on reducing harm caused by irresponsible road users in the West Midlands. While the scope is broad, it focuses on the areas of greatest concern:
 - Fatal four offences (seat belts, excess speed, drink/drugs and mobile phone use)
 - Uninsured drivers
 - Supporting national roads policing campaigns
 - Cloned and stolen vehicles
 - Management of the most persistent traffic offenders
 - Local identified priorities

Tasking

7. The West Midlands Force Traffic Department maintains a robust tasking process which enables other WMP departments and partner agencies to bid for Force Traffic resources to assist with their operations in line with the force's priorities.
8. 242 requests for support from Force Traffic have been requested in the last 12 months, including from partner agencies such as Birmingham City Council and the Ministry of Defence. There has been a distinct change in focus of requests, focusing more on vulnerability including child sexual exploitation, sexual offences, domestic violence and human trafficking crimes. All of which were supported by Force Traffic.
9. Force Traffic resources are also utilised to stop vehicles linked to drug trafficking to provide a pursuit and containment capability, which is not available within other departments when their subjects fail to stop.
10. As well road safety, dedicated road policing also disrupts criminality across the force area. Both the Central Motorway Policing Group (CMPG) and West Midlands Force Traffic Unit are at the forefront of using Automatic Number-Plate Recognition (ANPR) technology to combat crime. Both functions are rigorously tasked in conjunction with partner agencies in order to safely intervene against organised criminals using our road network.

Collision investigation service

11. The CMPG Collision Investigation Unit (CIU) attends all fatal and life changing/threatening road traffic collisions in the West Midlands Police area. In the last 12 months, officers from this unit have attended 186 road traffic collisions and lead the investigation in 158 of these.
12. Investigations carried out by the unit are becoming ever more complex as the number of collisions in which the offending vehicle has failed to stop at the scene (commonly known as a 'hit and run' collision) is increasing. In the last 12 months, CIU has investigated 26 hit and run collisions which is up 37 per cent on the previous 12 months. However, despite the increase we are successfully capturing the vast majority of individuals committing these offences.
13. The deadline set for all Collision Investigation Units across the country to be ISO accredited is October 2020. The CMPG CIU is on target to be accredited within these timescales. All training that is required to be completed by the Unit's collision investigators has been procured and will be delivered within the required timescales.

Network Resilience

14. The partnership between CMPG and Highways England continues to strengthen, including being co-located at the Regional Control Centre in Quinton. Since the PCC's M6 Hearings, Highways England has introduced a revised internal escalation process which has seen significant incidents dealt with effectively and efficiently together with West Midlands Police and CMPG.
15. A recent example of this joint working was demonstrated following the discovery of an unexploded World War 2 bomb close to the A38(M) Aston Expressway in May. West Midlands Police, CMPG and Highways England worked closely together throughout the incident (which included the A38(M) Aston Expressway being closed for 30 hours) and were able to negotiate with the Army to keep the M6 running right up until the controlled detonation of the device. The M6 was re-opened 40 minutes after the detonation was completed – in time for the evening rush hour.
16. Two recommendations were raised for CMPG as a result of the M6 Hearings and as such CMPG have reviewed their standard practices and protocols to ensure a more effective collaboration between the senior investigating officer and partner agencies making certain all rationale and decision making is recorded.

SAFER ROADS

Non Insured Drivers

17. In the last 12 months, 11,550 vehicles have been recovered by West Midlands Police for being uninsured.
18. Officers supported the NPCC's week-long No Insurance Week of Action in October 2016. During this week, 268 vehicles were recovered for being used without insurance. Officers will once again be supporting this initiative when it takes place during the week commencing 16th October 2017.
19. 47 per cent of vehicles recovered by West Midlands Police for no insurance are vehicles that have been stop checked by Traffic or Motorway officers. This equates to 16 vehicles per day in the last 12 months.
20. West Midlands Police works closely with the Motor Insurers Bureau (MIB) to tackle uninsured drivers. On a weekly basis the MIB shares its database of uninsured vehicles with West Midlands Police which enables targeted enforcement against vehicles that are known to be uninsured.

Seat belts

21. 621 vehicle occupants have received traffic offences reports for failing to wear a seat belt in the last 12 months, including 115 issued to drivers for unrestrained children.
22. There have been two weeks of national seat belt enforcement operations in the last 12 months both of which West Midlands Police has participated in. In September, 104 people were caught not wearing a seat belt and 81 people in March.

23. More locally education within our schools on appropriate child safety seats and seat belts continues to go from strength to strength and the emphasis on the safety of our young people is being supported by our work with Birmingham Local authority and the '20 (mph) is plenty' campaign.

Speed

24. In Birmingham, the council has been reducing the speed limits on residential roads from 30mph to 20mph with the aim of reducing the number and severity of collisions on these roads as part of its road safety strategy. West Midlands Police supports this change and in the last 12 months 128 offenders have been caught exceeding a 20mph speed limit in Birmingham.

Camera Detected

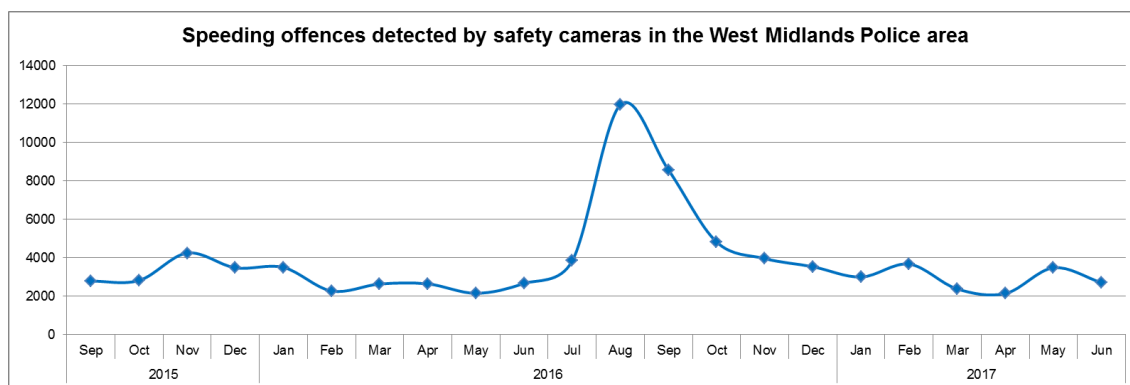
25. 53,915 vehicles have been detected speeding by safety cameras in the last 12 months. 22,044 drivers attended a speed awareness course in the last 12 months after being detected speeding by a safety camera. The highest speed recorded was 110mph on the M6.
26. For Monthly statistics 2015-2017 see Appendix 2.

Officer Witnessed

27. 1,624 drivers have been issued with traffic offences reports for speeding witnessed by officers on patrol in the last 12 months. 780 have either attended or are scheduled to attend a speed awareness course.
28. West Midlands Police participated in both of the week-long speeding campaigns on the NPCC roads policing calendar in the last 12 months. In August, 137 drivers were reported for speeding and 149 in April. The highest speed recorded during these campaigns was 119mph.

Birmingham and Solihull Camera Pilot

29. The average speed cameras went live in August 2016. The initial evaluation period was 18 months i.e. to end February 2018. An interim 12 month review is currently being conducted between West Midlands Police, Solihull and Birmingham. The findings of this review will be shared with the remaining five local authorities in October. Once the remaining local authorities have had an opportunity to review the findings, a decision will be made regarding further possible expansion of the safety camera network.
30. The below chart highlights the increase in offences in August and September 2016 when the Birmingham and Solihull average speed cameras went live.



Speeding offences detected by safety cameras in the West Midlands Police area per month

31. Although a press release was issued prior to the launch, clearly drivers were still unaware of the cameras in July. However, once the tickets started to be issued there is evidence on social media that word was spreading about the cameras and we saw a drastic change in driver behaviour shown in the return to normality in October.

Drink/drug driving

32. 3,238 arrests have been made for drink and drug driving in the last 12 months.
33. Officers have engaged in two drink and drug driving campaigns in line with the National Roads Policing Calendar in the last 12 months. The Christmas campaign which ran from 1st December 2016 to 1st January 2017 resulted in 327 arrests – 244 for drink driving, 40 for drug driving and 43 for failing to provide a specimen. The most recent campaign was in June when 217 arrests were made – 153 for drink driving, 27 for drug driving and 37 for failing to provide a specimen. The highest breath test recorded was over 4 times the legal limit.

Mobile phone use

34. 1,686 traffic offence reports have been issued to drivers using a mobile phone behind the wheel in the last 12 months. 8 were issued to passengers using a mobile phone whilst supervising a provisional licence holder.
35. There have been 3 week-long mobile phone enforcement campaigns on the National Roads Policing Calendar in the last 12 months – all of which have been supported by West Midlands Police. In November, 67 drivers were caught and 57 in January. The week long campaign in March was during the first 7 days after the legislation changes increased the penalty for mobile phone use to a £200 fine and 6 penalty points. During this week, 161 drivers were caught using a mobile phone. 76 accepted the fine and penalty points, 78 have been or will be dealt with at court and no action was taken against 7.
36. To assist officers conducting mobile phone enforcement, for three weeks in June CMPG took on responsibility for an unmarked HGV cab sponsored by Highways England. During the three weeks, officers using the vehicle detected 32 drivers using a mobile phone. The unmarked HGV cab, codenamed 'Operation Tramline', is scheduled for use by the West Midlands regional forces commencing in January 2018.
37. For the Fatal 4 Charts please see Appendix 3.

'Close Pass' Operations

38. West Midlands Force Traffic Officers have conducted 13 ‘close pass’ operations in the last 12 months; 205 vehicles have been caught, including 4 Lorries. All the drivers were given roadside education whilst two had their driving licences revoked immediately after failing an eyesight test.
39. In addition to on-road enforcement, officers encourage members of the public to submit camera footage that they have captured of vehicles passing them too close whilst cycling. Officers have used the footage to prosecute the offender for driving without due care and attention. In the last 12 months, 89 drivers have been prosecuted as a result of the video evidence with 69 attending an educational course.
40. The first court prosecution of a driver using video evidence received national media coverage in July when they were ordered to pay a fine and costs over £1,000 and had 5 penalty points endorsed on their driving licence.

DENYING CRIMINALS USE OF OUR ROAD NETWORK

Seizures and tackling organised crime

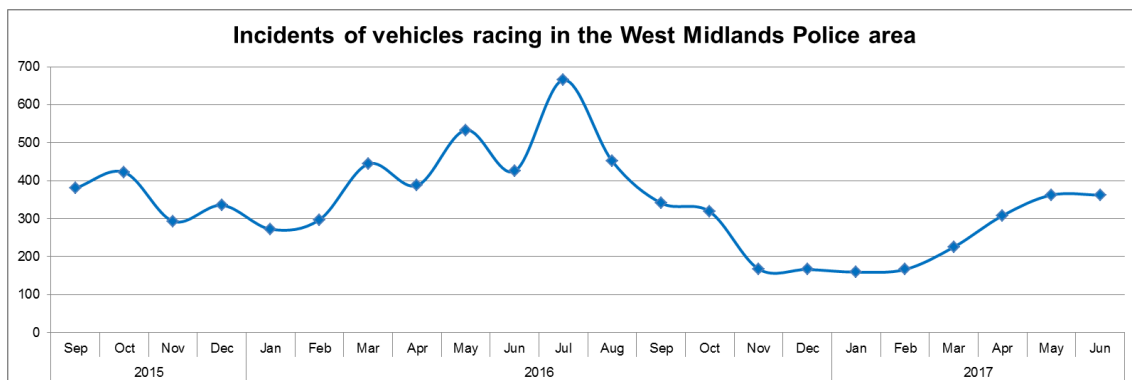
41. Over the last 12 months, CMPG officers based in the West Midlands have seized over £1 million of controlled drugs and £400,000 in cash from criminals using the motorway network. The value of other criminal assets seized, which includes items such as counterfeit cigarettes, valuable jewellery, stolen vehicles and plant machinery, was over £6.7 million. Nearly 900 people were arrested.

Seized drugs	Seized cash	Other seized criminal assets	Arrests
£1,068,375	£408,720	£6,720,700	876

CMPG activity to denying criminals use of the road network resulted in almost 900 arrests and the recovery of over £8 million in criminal property in the last 12 months

Anti-Social Behaviour and offences relating to ‘Street racing’

42. In the last 12 months there have been 3,690 incidents of vehicles racing in the West Midlands Police area. In 2017 incidents of this type have dropped by a third compared to 2016.



Incidents of vehicles racing in the West Midlands Police area per month

43. The Black Country Car Cruising Injunction has been in force across the Dudley, Sandwell, Walsall and Wolverhampton council areas since 2nd February 2015 and is due to expire on 2nd February 2018. The four councils and West Midlands Police had an initial meeting with Counsel to apply for an extension to the injunction beyond February 2018 in September.

44. 17 offenders have been convicted for breaching the Black Country injunction since it came in to force. Four of these were in the last 12 months with two receiving suspended prison sentences for racing other vehicles and the other two were fined £1,000 and paid £500 each in costs for arranging a car cruising event in the Black Country online.
45. The Birmingham and Solihull Car Cruising Injunctions have been in force in these council areas since 1st September 2016 and are due to expire on 1st September 2019.
46. Three offenders have been convicted for breaching the Birmingham injunction and none for the Solihull injunction. All three each received suspended sentences after racing each other at night and in the rain on the A38 Sutton Coldfield bypass in excess of 130 mph.
47. Coventry is the only council area in the West Midlands Police area where 'car cruising' is not prohibited by an injunction. However, there is no evidence of any significant displacement of car cruising activity in to Coventry due to every other council area in the West Midlands Police area being covered by a car cruising injunction. The number of incidents of vehicles racing in Coventry is down 20 per cent in 2017 compared to 2016.

Operation Wraithbane; tackling ASB involving off-road bikes and quad bikes

48. Operation Wraithbane is the West Midlands Police response to large gatherings of disorderly motorcyclists causing danger and nuisance on public roads. There are currently 56 people who are under investigation in relation to offences committed during these large gatherings. To date CPS have issued a charging authority for 7 defendants; all of which will be prosecuted for the offence of public nuisance.
49. 31 motorcycles and quad bikes have been seized that have been directly involved in gatherings being investigated under Operation Wraithbane. Further enforcement operations are being planned to take place in the coming months.
50. We have also introduced new tactics such as DNA marking and the appropriate use of tyre deflation devices to bring offenders to justice in this challenging area of policing.

SAFER TRAVEL

51. The Safer Travel Team is a Partnership between WMP, British Transport Police (BTP) & Transport for West Midlands. The team operates primarily within the WMP force area however the Centro region goes slightly further than this into parts of Worcestershire, Staffordshire and Warwickshire under the 'Journey to Work' concept.
52. Safer Travel is tasked independently providing its own intelligence products specific to public transport and industry partners form part of the monthly tasking process. Gateway operations (revenue focused enforcement) form part of the tactical options, working closely with revenue inspectors focusing on crime reduction and local/regional engagement activity.
53. Safer Travel have been working alongside WMP investigation team to streamline CCTV procedures and ensure a more robust and dedicated enhancement of services particularly for 'spitting' offences committed against public transport staff.
54. The fact that a motor car is still the mode of choice, according to DfT figures there would be 11.5% more journeys on public transport if people felt safer. It is found that the key driver

for fear of crime is ASB and what the team are working towards is a multi-layered approach to tackling ASB which includes banning orders, Restorative Justice and civil injunctions.

55. West Midlands Police has participated in 'Multi Agency Road Safety Operations', known as MARSOs, which involve representatives from local authorities, West Midlands Fire Service, DVSA, DVLA, HMRC and others working together to deliver road safety interventions from a single location.

56. Recently-acquired virtual reality technology will enable more road safety interventions by West Midlands Police working with partner agencies in the next 12 months.

57. Crime Summary;

Measure	YTD 16/17	YTD 17/18	% Change YTD
Total Public Transport	1773	2097	18%
Total Bus Crime	1058	1102	4%
Total Rail Crime	715	995	39%

Safer Travel Summary as at 31/08/2017

58. The 39% increase in **Total Rail Crime** is broken down as follows:-

Key Offence Type	YTD 16/17	YTD 17/18	% Change YTD (Apr-Aug)
Total Recorded Crime	715	995	39.2%
Public Order/ASB	99	146	47.5%
Criminal Damage/Graffiti	64	107	67.2%
Violence/Common Assault	96	158	64.6%
Vehicle Crime	42	103	145.2%

59. The figures show a significant increase in rail crime which is largely vehicle crime and in the main is attributed to a crime group who are believed to be actively targeting rail car parks. Although this is BTP crime numbers, there is evidence of linked vehicle crime in the vicinity affecting West Midlands crime figures.

60. In response to this, Safer Travel support BTP in joint patrols; ensuring they are coordinated, effective and efficient at vulnerable locations; under the operations name 'CARPO'. Wider support has come from CMPG who have assisted in gathering intelligence which has recently led to an arrest of a key nominal.

61. Volume crime is predominantly pedal cycle thefts, which is within the BTP figures, and Safer Travel have successfully supported in providing Tracker cycle operations. Due to the demand they have trained BTP officers in their use to expand the reach and capacity of the operation.

62. Offender management is a key part of Safer Travel and have targeted 24 offenders comprising of a variety of offences including sexual offences, ASB and cycle crime. Safer Travel also support the Public Protection Unit with any Domestic Abuse offenders who

have committed offences on public transport. They currently have 6 individuals with investigations on going for rail related crime, and they are working with the Legal department to bring about transport banning orders. ASB teams already assist neighbourhood teams in securing civil injunctions to repeat offenders.

63. An Education officer has recently been recruited who will focus on the delivery of long term education and prevention to young people, businesses, and the transport industry which we believe will reduce these crimes. We also have a Communications officer who offer crime prevention advice to all of our commuters.

Bus Banning Orders, ASB and Persistent Offenders

64. As part of the devolution powers, the WMCA now have the authority to apply for Civil Injunctions for repeat offenders on public transport. Legal services are currently reviewing the process and a report is being prepared for the WMCA Directors board on 18th September. This process will fall in line with the Safer Travel Partnerships ASB team. As there is already an established structure and escalation process within this setup the team will assume control of evidencing this process.
65. The 'See Something Say Something' reporting scheme continues to provide qualitative reports from members of the public who have experienced ASB on the bus network. 690 messages have been received since January to July, this averages out to 98 per month. With the roll out of the redesigned scheme on National Express services a clear increase of reporting can be seen from 72 reports in January to a peak of 128 in June. Each report receives a follow up from the ASB team.
66. The Partnership's Restorative Justice Scheme continues to grow. Currently, 42 young people have been entered onto the scheme in 2017. The schemes focus is on working with young people who have committed a minor criminal offence for the first time and having them interact with a secondary victim to discuss how harmful their actions were. Physical reparation sessions are then put in place at appropriate locations such as bus stations or bus garages. The young people then either clean buses or litter pick to repay some of the damage they have done. In 2016 only 2 reoffended out of 46 young people, tellingly neither on public transport.
67. The Safer Travel team are currently raising awareness with National Express bus drivers who are able to report incidents of Anti-Social behaviour via their Wayfarer ticket machine. This records the date, time, route, fare stage and the nature of the incident. The Safer Travel team then use this data to inform their patrol strategy to target frequent "hot spots" of Anti-Social behaviour.
68. Passenger satisfaction for overall bus services currently stands at 85%, whilst rail (London Midland) is 84%.

FINANCIAL IMPLICATIONS

N/A

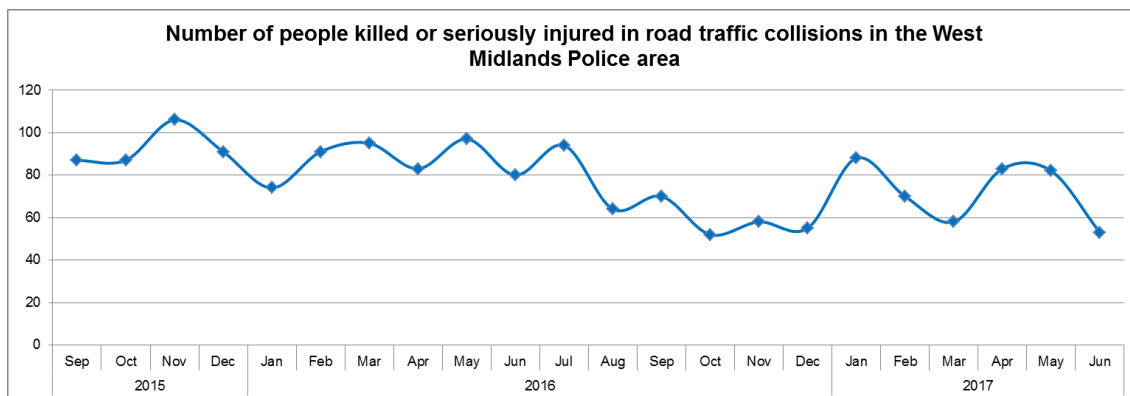
LEGAL IMPLICATIONS

N/A

ACC Marcus Beale Operations

APPENDIX 1 - Latest KSI statistics

69. 827 people have been killed or seriously injured¹ (56 killed, 771 seriously injured) in road traffic collisions in the last 12 months. Up to June, in 2017 there have been 434 people killed or seriously injured, which is a 17 per cent reduction compared to the point in 2016.

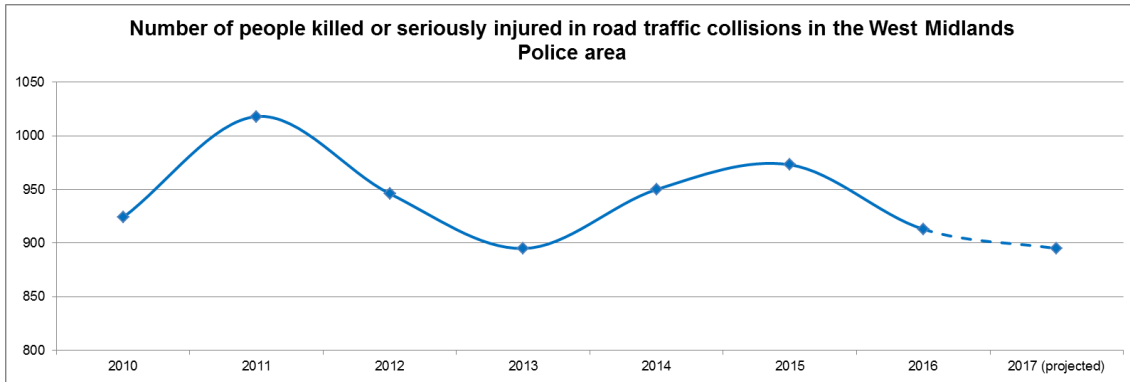


Number of people killed or seriously injured in road traffic collisions in the West Midlands Police area per month

70. After increases in the number of people killed or seriously injured on our roads in 2014 and 2015, there was a decrease in 2016 and a further decrease is projected for 2017 when it is expected that the number will be similar to the record low in 2013.

¹ Definitions of 'killed' and 'seriously injured' road traffic casualties (taken from Department for Transport document 'Reported road casualties in Great Britain: notes, definitions, symbols and conventions'):

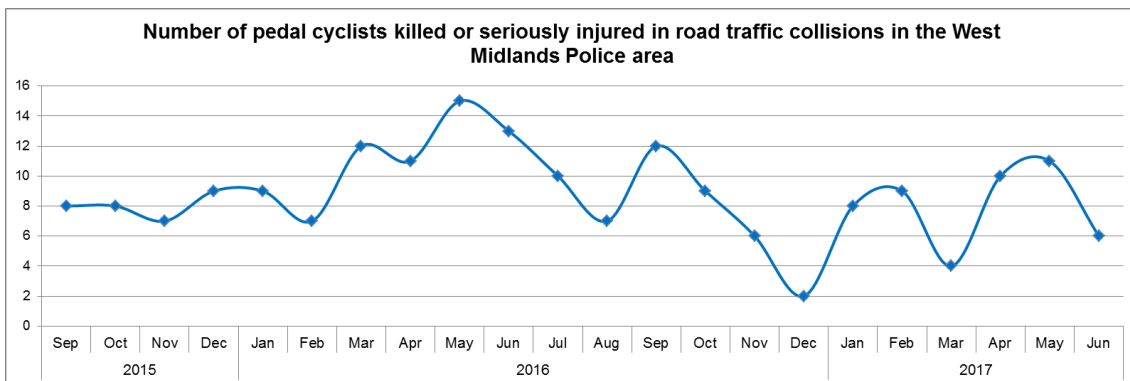
- Killed: Human casualties who sustained injuries which caused death less than 30 days after the accident. Confirmed suicides are excluded.
- Serious injury: An injury for which a person is detained in hospital as an "in-patient", or any of the following injuries whether or not they are detained in hospital: fractures, concussion, internal injuries, crushings, burns (excluding friction burns), severe cuts, severe general shock requiring medical treatment and injuries causing death 30 or more days after the accident.



Number of people killed or seriously injured in road traffic collisions in the West Midlands Police area per year

Pedal cyclists

71. 94 pedal cyclists have been killed or seriously injured in road traffic collisions in the last 12 months. This is a 23 per cent decrease on the previous 12 months. 12 were aged 15 or under, 5 were over 65.

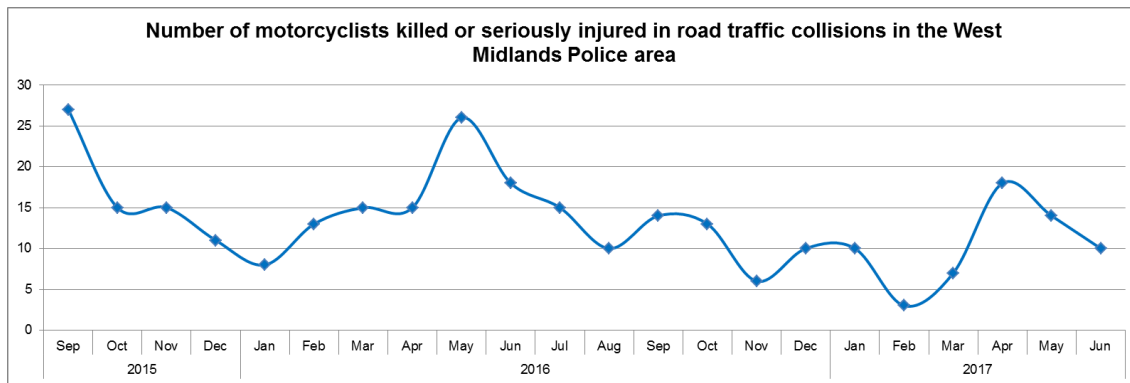


Number of pedal cyclists killed or seriously injured in road traffic collisions in the West Midlands Police area per month

72. So far in 2017, 48 pedal cyclists have been killed or seriously injured in road traffic collisions. This represents a 28 per cent decrease compared to the same point in 2016.

Motorcyclists

73. 130 motorcyclists were killed or seriously injured in road traffic collisions in the last 12 months. This is a 33 per cent reduction compared to the previous 12 months. 53 were aged 25 or under, 2 were over 65.

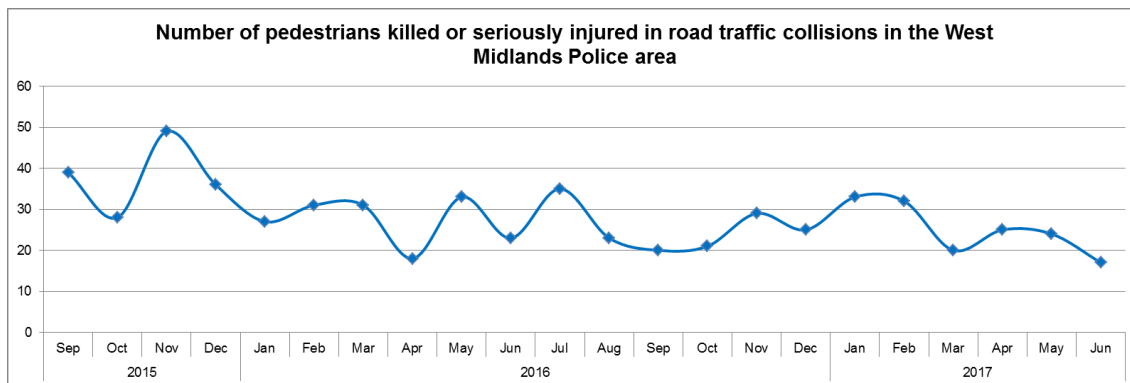


Number of motorcyclists killed or seriously injured in road traffic collisions in the West Midlands Police area per month

74. So far in 2017, 62 motorcyclists have been killed or seriously injured in road traffic collisions. This represents a 35 per cent decrease compared to the same point in 2016.

Pedestrians

75. 304 pedestrians were killed or seriously injured in road traffic collisions in the last 12 months. This is a 16 per cent reduction compared to the previous 12 months. 70 were aged 15 or under, 61 were over 65.

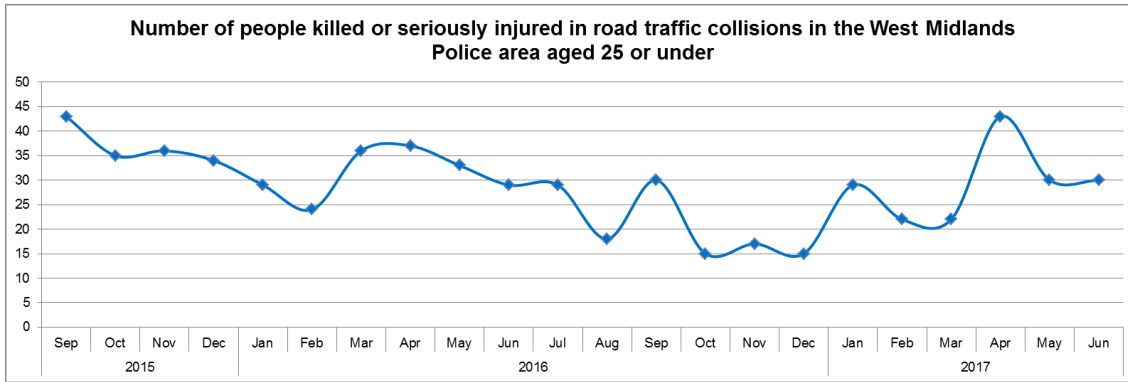


Number of pedestrians killed or seriously injured in road traffic collisions in the West Midlands Police area per month

76. So far in 2017, 151 pedestrians have been killed or seriously injured in road traffic collisions. This represents a 7 per cent decrease compared to the same point in 2016.

Under 25s

77. 300 people aged 25 or under were killed or seriously injured in road traffic collisions in the last 12 months. This is a 23 per cent reduction compared to the previous 12 months. 120 were driving/ riding at the time of the collision, 61 were passengers and 118 were pedestrians.

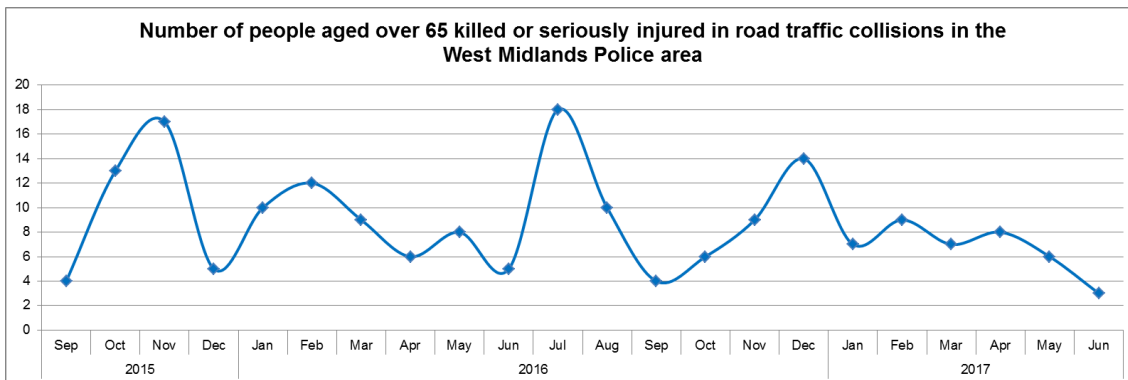


Number of people killed or seriously injured in road traffic collisions in the West Midlands Police area aged 25 or under per month

78. So far in 2017, 176 people aged 25 or under have been killed or seriously injured in road traffic collisions. This represents a 6 per cent decrease compared to the same point in 2016.

Over 65s

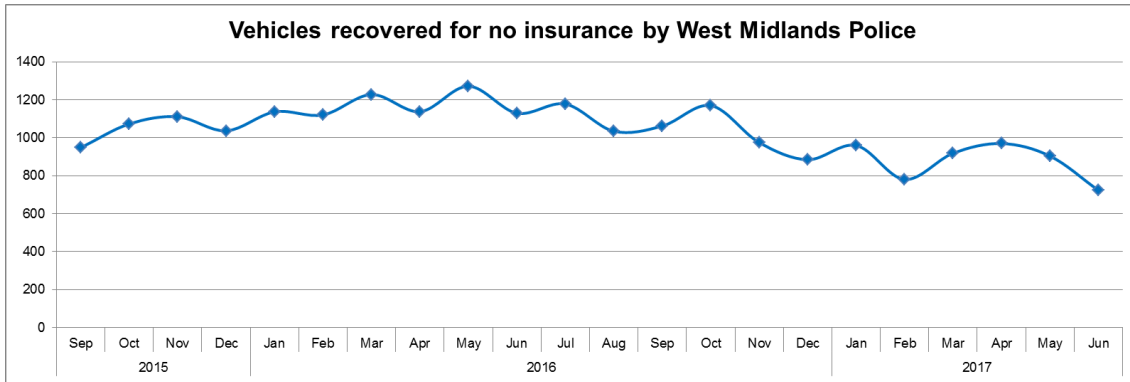
79. 101 people over 65-years-old were killed or seriously injured in road traffic collisions in the last 12 months. This is a 9 per cent reduction compared to the previous 12 months. 26 were driving/ riding at the time of the collision, 14 were passengers and 61 were pedestrians.



Number of people killed or seriously injured in road traffic collisions in the West Midlands Police area over 65-years-old per month

80. So far in 2017, 40 people over 65-years-old have been killed or seriously injured in road traffic collisions. This represents a 20 per cent decrease compared to the same point in 2016.

No Insurance



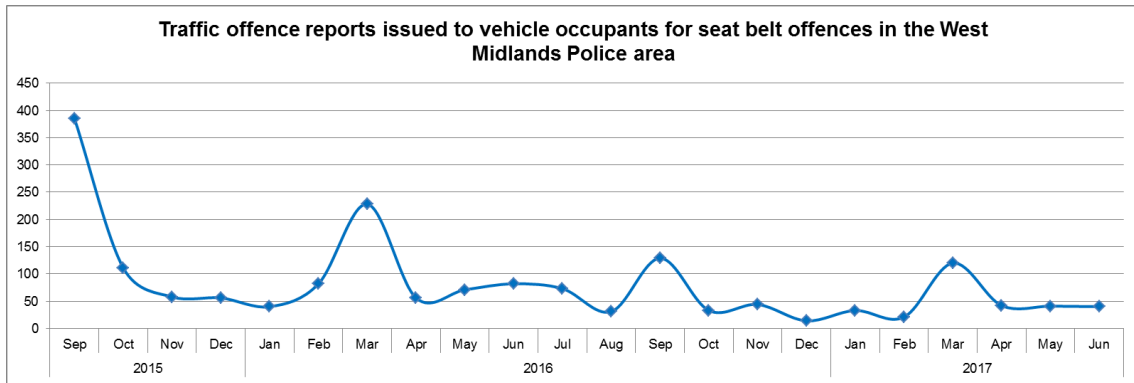
Vehicles recovered for no insurance by West Midlands Police per month

Appendix 2 - Speeding Offences detected by Camera 2015-2017

Year	Month	Speeding offences detected by safety cameras in the West Midlands Police area
2015	Sep	2,776
	Oct	2,809
	Nov	4,236
	Dec	3,469
2016	Jan	3,488
	Feb	2,262
	Mar	2,626
	Apr	2,632
	May	2,143
	Jun	2,655
	Jul	3,831
	Aug	11,944
	Sep	8,551
	Oct	4,811
	Nov	3,948
	Dec	3,524
2017	Jan	2,989
	Feb	3,660
	Mar	2,365
	Apr	2,133
	May	3,468
	Jun	2,691

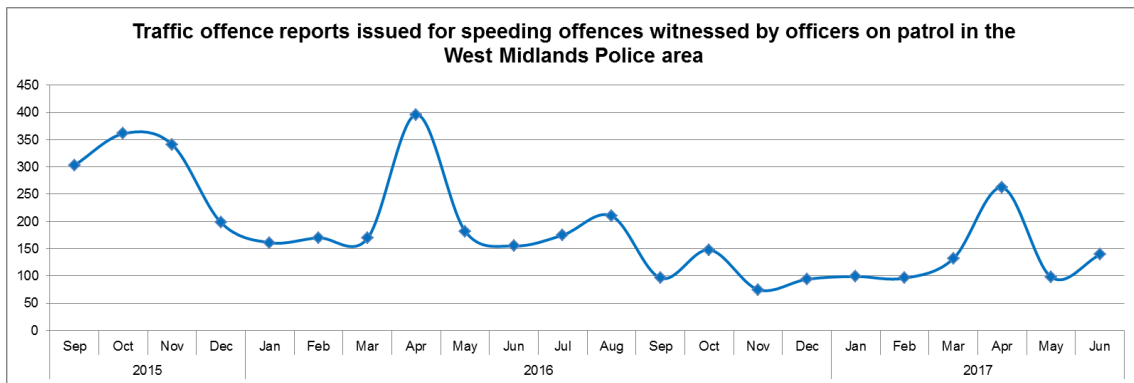
Appendix 3 - The 'Fatal Four' Charts

Seat belts



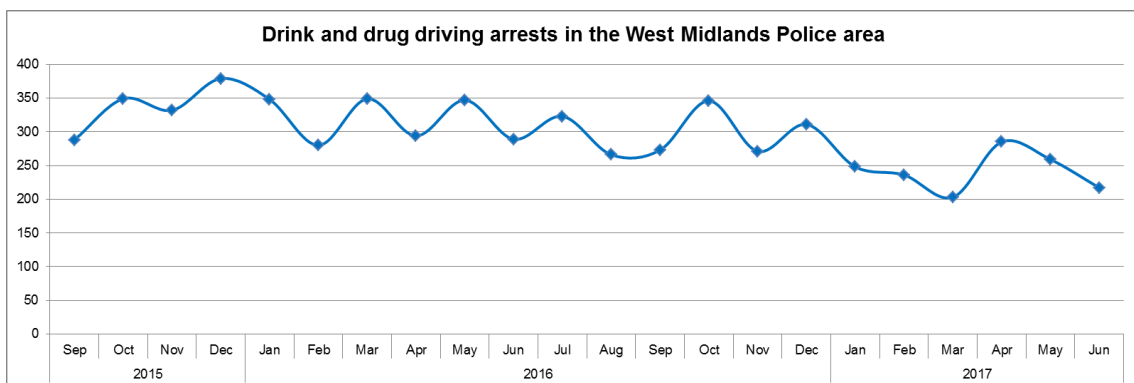
Traffic offence reports issued to vehicle occupants for seat belt offences in the West Midlands Police area per month

Speed



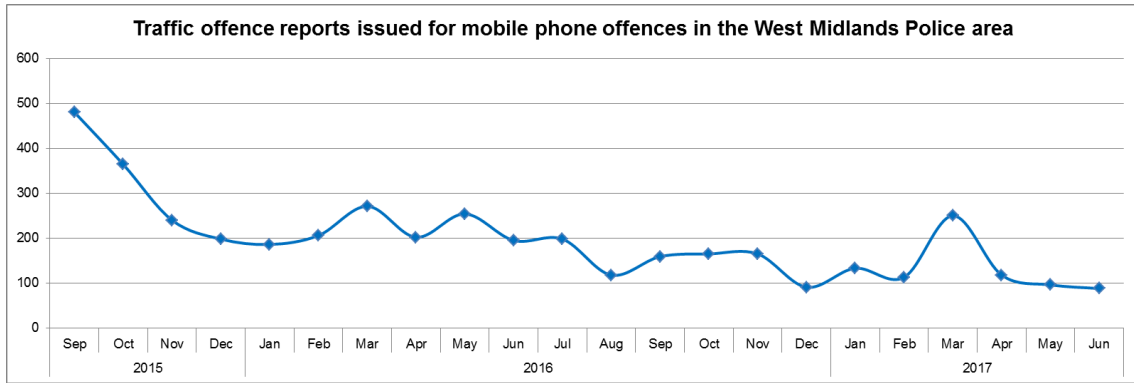
Traffic offence reports issued for speeding offences witnessed by officers on patrol in the West Midlands Police area per month

Drink/drug driving



Arrests for drink and drug driving in the West Midlands Police area per month

Mobile phone use



Traffic offence reports issued for mobile phone offences in the West Midlands Police area per month